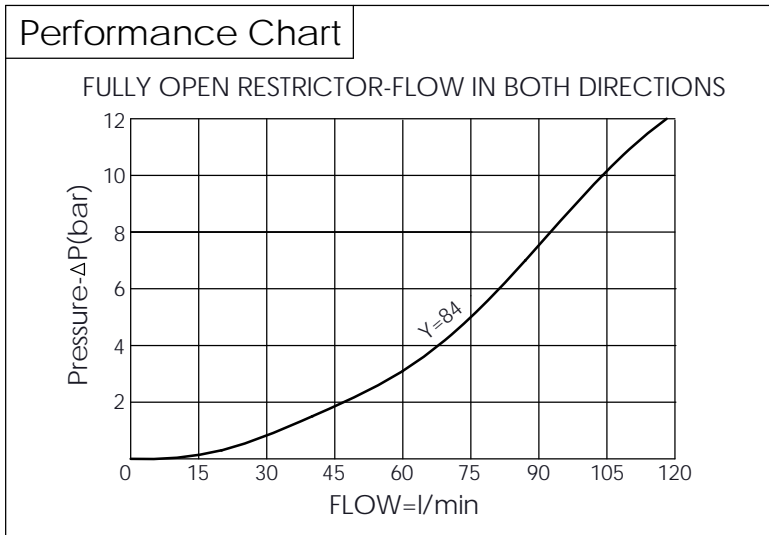
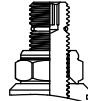
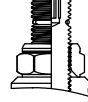
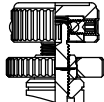


TECHNICAL DATA	
Max. operating pressure:	350 bar (Refer To Performance Chart)
Rated flow:	80 l/min (Refer To Performance Chart)
Cavity-Tooling:	13A-2
Installation torque:	40-50 Nm
Weight:	0.15 (Z:L) kg 0.14 (Z:LP)



Y	MAXIMUM NOMINAL ORIFICE DIAMETER
84	Ø 8.4 mm

X	OPERATION
28	Fully Adjustable Needle Valve

Z	OPTIONS
L	Leakproof hex. socket screw. 
LP	Leakproof hex. socket screw. With stainless steel external metal components 
K	Handknob with Lock Knob. 
T	Three-winged Handknob Kit. 